

1. General
1.1 Scope

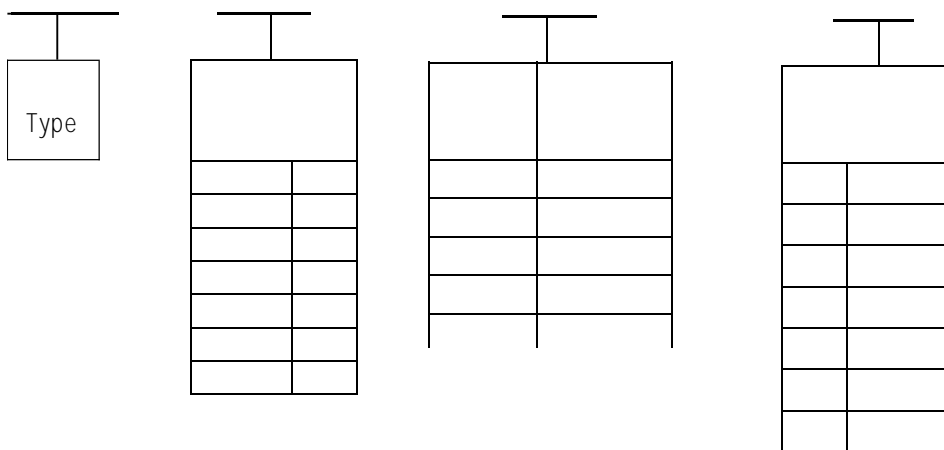
[]

RoHS RoHS2.0

- 1.3 Standard measuring conditions

20±2 65±5%
5 35 45 85%

- 1.4 () Type designation (example)

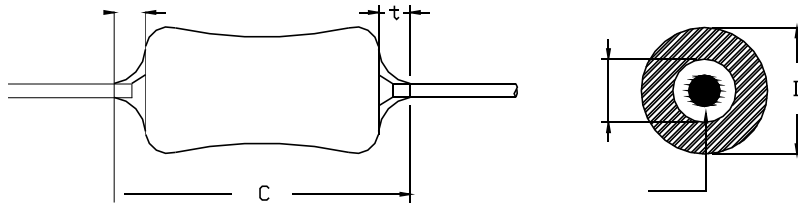




	Lead wire	CP Soldered or tinned annealed copper wire/CP.
	Connection	The lead wire, which is plated with solder, shall be mounted to the caps by welding process.
	Terminal	Tinned iron cap.
	Ceramic core	High alumina ceramic is used.
	Resistance	The resistor element shall consist of metal film.
	Insulation	Epoxy resin is used.
	Indication	Color code.

2.3 Terminal caps ()

2.4.2 1/6W(1/4WS)
 C= 3.4mm(Max.) 1/4W (1/2WS)
 t= 1.0mm(Max.)
 1/2D



Type	Color	Type	Color
Normal Size	Dark Blue	Small Size	Dark Blue
1/2W	2		

2.6 Indication
 4.

3.

Item	Performance	Test methods (Conform to JIS C 5202)	
		(T ₀)	(T ₁)
Temperature coefficient	10 ±100PPM/		
	10 ±200PPM/	R ₁ : +100	
±(0.5%+0.05)			

(JIS C 5202)

$\pm(0.5\% + 0.05)$

350 ± 10 , 3 ± 0.5 260 ± 5 , 10 ± 1 ,
3

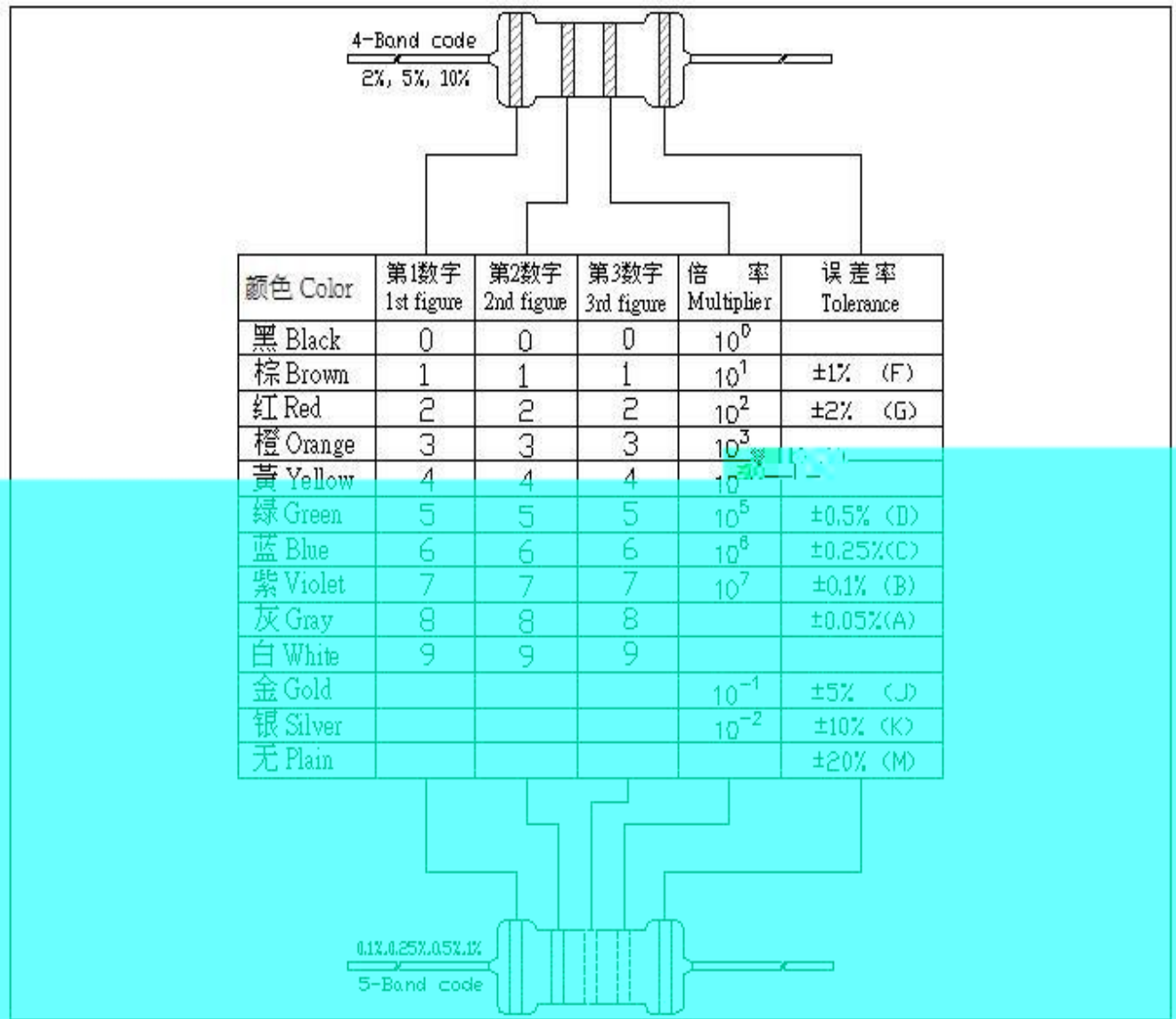
95%

3

-55 ± 3 30 , 2 3
 $+155 \pm 2$ 30 , 2 3

5

4.



6. :

6.1 ,

6.2

6.3

6.4 :

6.4.1

6.4.2 Cl₂ H₂S NH₃ SO₂ NO₂

6.4.3

6.4.4

6.4.5

6.4.6

6.4.

6.5 :

6.5.1 5 35 ,40 75% R.H.

6.5.2 Cl₂ H₂S NH₃ SO₂ NO₂

6.6

,

,

,

,

,

,